

# shape your look


Everyone thinks of laminate worksurfaces in straight lines but Omega offers a range of ready-made curved components. These give you the freedom to shape your kitchen to suit your look and your lifestyle, without the expense of specialist fabrication.

The large breakfast bar features a modern double curved end which is ideal for creating an island unit around which to perch for a chat, coffee or a snack. Or it can be installed as a low table for informal kitchen suppers or the kids' homework. There is also a worksurface finished with a curve at each end which is perfect for combining with curved kitchen furniture.


4100 x 600 x 38mm



3000 x 900 x 38mm breakfast bar with curved end  
263mm radius curves



4100 x 650 x 38mm worksurface with curved ends (3560mm front edge)  
263mm radius curves



Strass Blanc\* high gloss



Strass Noir\* high gloss



Stamford Oak ultramatt



Graphite Oak ultramatt



Tobacco Oak ultramatt




Lima surf



Quebec Oak ultramatt



Natural Blocked Oak ultramatt



Slate roche



Antique Block Walnut ultramatt

\* Only available in 4100 x 600 without curves and a curved 900 breakfast bar.